


WELCOME TO GREENWICH

Studying Social Work at
the University of
Greenwich



Content

What will we cover here?

Content

- The University, Faculty and School
- Why study here?
- Research in the School: Social Works
- Social Work degrees
- Fees and Entry Requirements

About the University, Faculty and School

Three historic campuses

Greenwich



Avery Hill



Medway





Faculties within the University

- Business School
- Faculty of Liberal Arts and Sciences
- Faculty of Engineering and Science
- Faculty of Education, Health and Human Sciences
 - Including the School of Human Sciences, in which the Social Work subject area sits.


Meet the people!

School Management Team



Programme Team

- Programme Leaders:
 - BA (Hons) Social Work: **Jackie Yaskey**
 - MA Social Work: **Dr Panagiotis Pentaris**



Programme Team



Phyllis Cripps
Senior Lecturer in Social Work



Dr. Jana Králová
Lecturer in Social Work



Abiola Oresanya
Solicitor & Lecturer in Law



Charlotte White
Teaching Fellow in Social Work

Why study at the University of Greenwich?

Strong focus on students

- Committed to high quality, innovative and research-informed teaching – frequently with teaching excellence awards.
- 1:1 tutoring sessions with academics and dedicated Personal Tutors throughout time at the University.
- Small-group learning as well as seminars and lectures.

A variety of teaching formats



Lectures



Tutorials



One-to-one meetings



Seminars



Labs and workshops

Students union, societies and clubs

<http://www.greenwichsu.co.uk>

- University of Greenwich Social Work Society
<https://www.greenwichsu.co.uk/societies/socialwork/>

An international environment



Greenwich named as one of world's "most international" universities

Thursday, January 14, 2016

Greenwich has been named as one of the "most international" universities on the planet by Times Higher Education magazine.



Greenwich has been named as one of the "most international" universities on the planet by Times Higher Education magazine.

It is ranked among the 200 institutions with the most global outlook, recognising that Greenwich is an international player in terms of attracting staff, [students](#) and research collaborations from around the world.

In this section

News

[2014 News](#)

[2013 News](#)

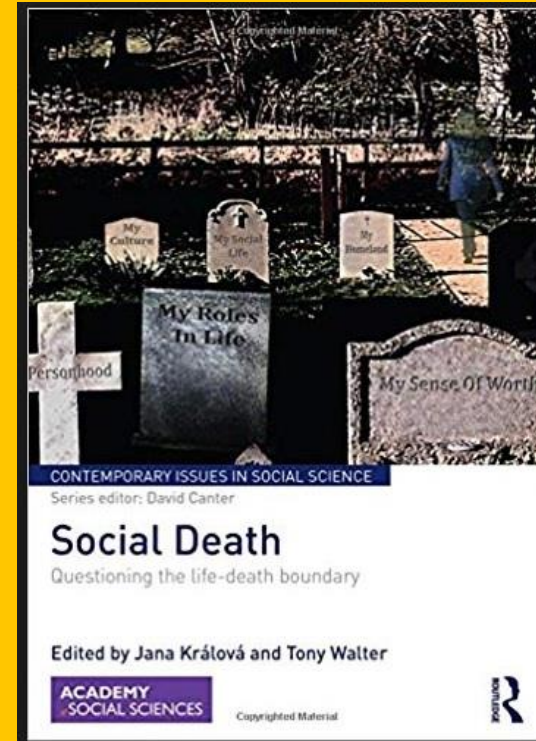
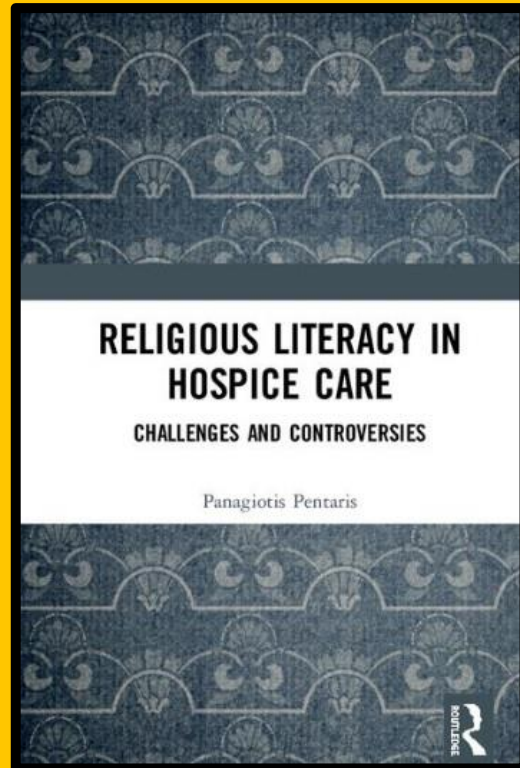
[2012 News](#)

[2011 News](#)

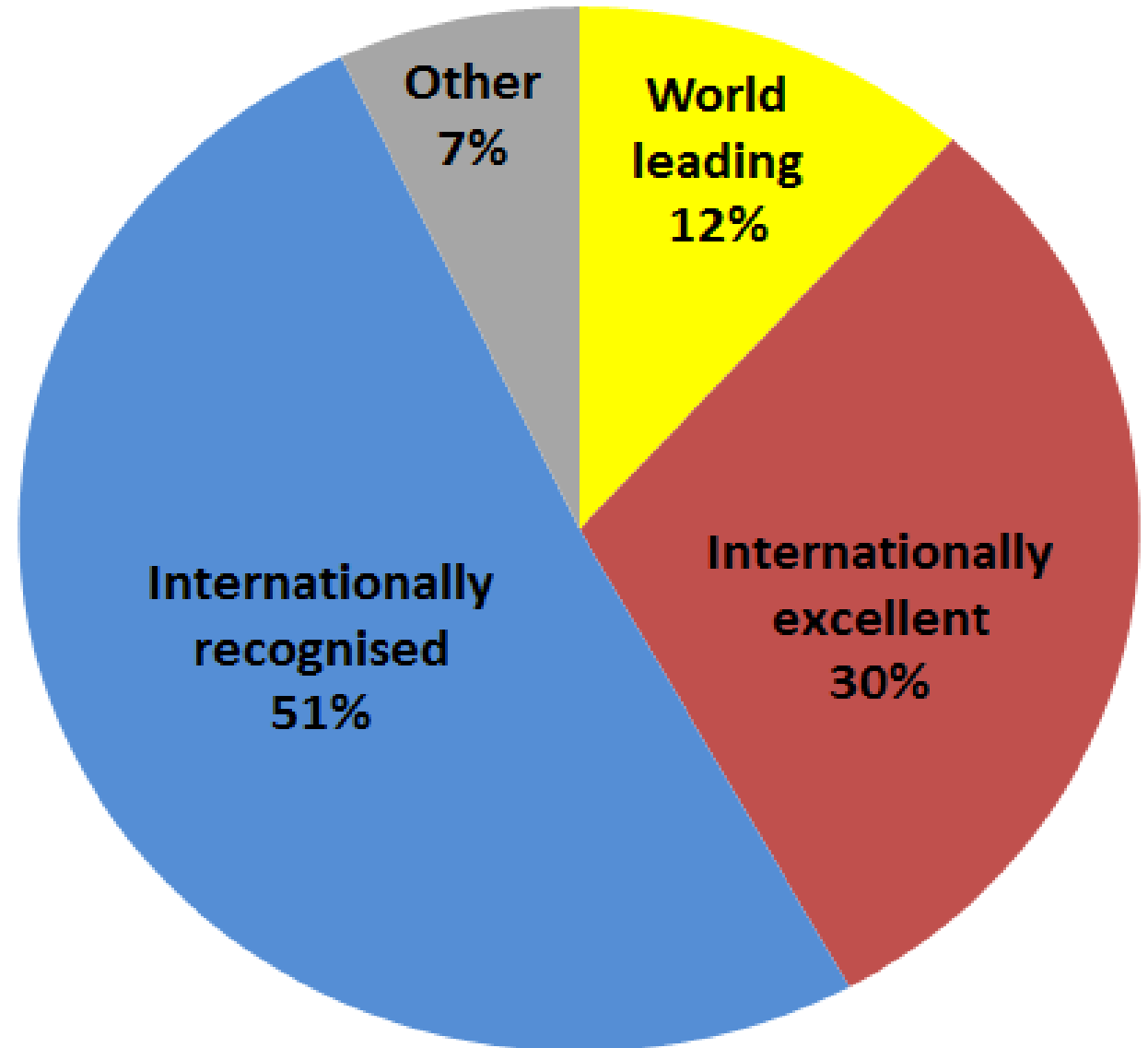
[2010 News](#)

[Public Relations contacts](#)

Research



Research Excellence Framework (REF) evaluation



Research areas in social work include:

- Crisis
- Human rights
- Working with children
- Domestic abuse
- Professional boundaries
- Social work placements
- Religion and belief
- Adult social work
- Thanatology (science of death)
- Loss, change and transition

MA and BA Social Work

The MA aims to provide a route to social work qualification for graduates. A challenging educational experience over two years.

Has a 70-day placement in Year 1, and a 100-day placement in Year 2. Has 30 Skills Days, 25 of which are in Year 1 – students must pass ‘Readiness for Practice’ before first placement which begins in January.

The BA has 170 placement days, too – a 70-day placement in Year 2 and 100-day placement in Year 3. It has 30 Skills Days – students must also pass ‘Readiness for Practice’ (across Year 1) before they can go on to Year 2 placement.

Both programmes are in approval from the HCPC (Health and Care Professions Council).

Knowledge, Skills, Values and Research applied to practice

The components of the undergraduate degree

BA (Hons) Social Work

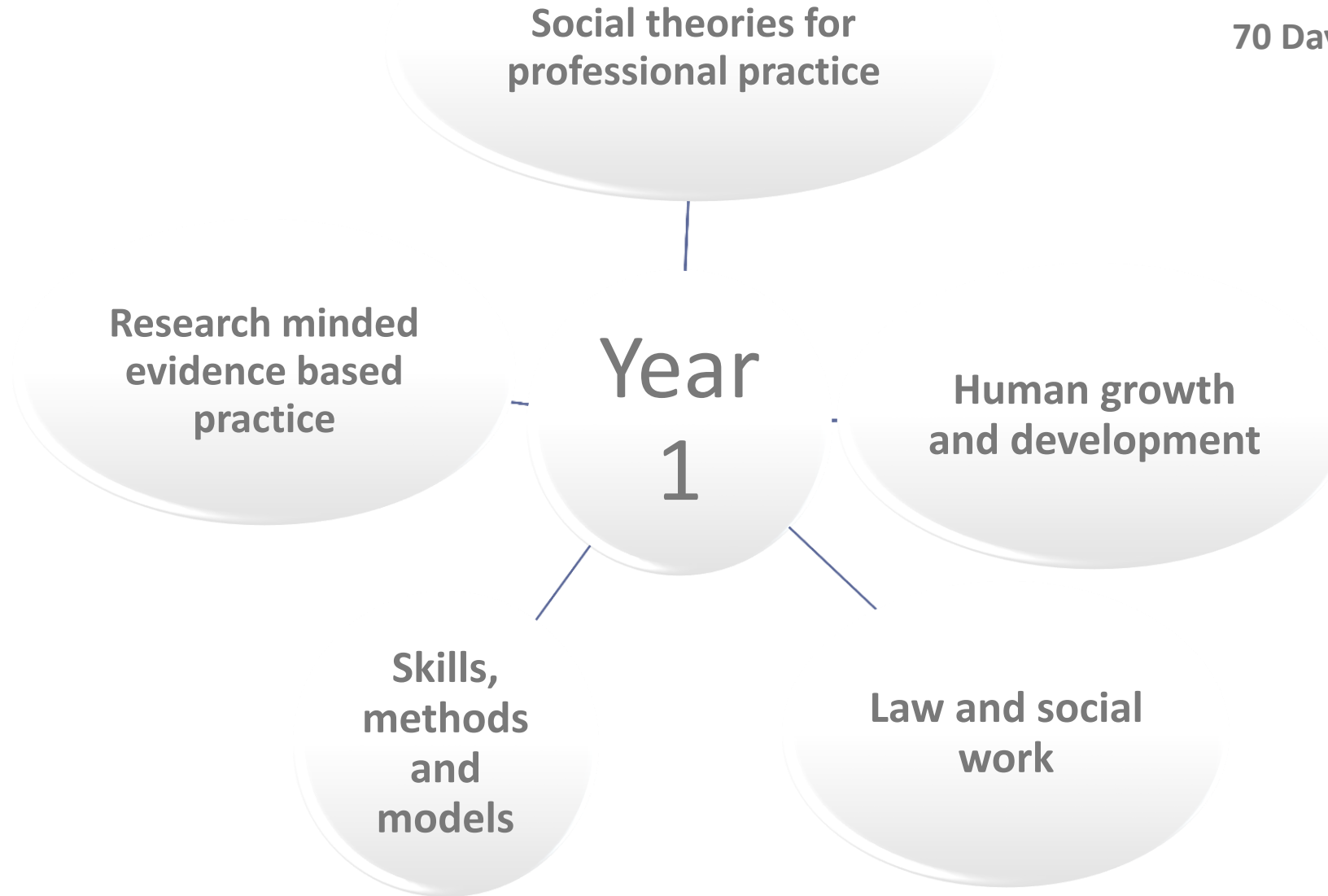






The components of the postgraduate degree

MA Social Work





Social Work Placements

- Public sector
- Private sector
- Voluntary sector
- 30 Advanced Skills Days
- 70-Day Placement
- 100-Day Placement



The Professional Capabilities Framework (PCF) for Social Work

Final degree mark - undergraduate degree

- 1st: Average 70+%
- 2.1: Average 60-69%
- 2.2: Average 50-59%
- 3rd: Average 40-49%

All marks from second year: 20% weighting

All marks from final year: 80% weighting

Final degree mark - MA degree

- Distinction: Average 70+%
- Merit: Average 60-69%
- Pass: Average 50-59%

Admissions

Process

- Application
 - Testing (online)
 - Interview
 - Offer
- GCSEs (Maths and English C or above)
 - If MA, undergraduate degree (2:2 or above)
 - At least a year's experience with people with social care needs
 - 120 UCAS points

Scholarships and bursaries

- The High Achievement Scholarship
 - For those who gain ABB or better in A-Levels - worth £2500 per year. Bursary in Years 2-3 dependant upon +60% average in preceding year of study.
- Access Scholarship (household income under £25k)
- NHS Bursary

See the website for up to date information

- <http://www2.gre.ac.uk/study/finance/undergraduate/scholarships>
- Google University of Greenwich Bursaries

A peaceful working
environment



A friendly and
sociable
atmosphere



One-to-one
focus on
students

Great career
opportunities



CHANGE STARTS HERE