

GEP Points FAQs

If you are a new student and do not need to transfer points across from InfoHub, please skip to section B.

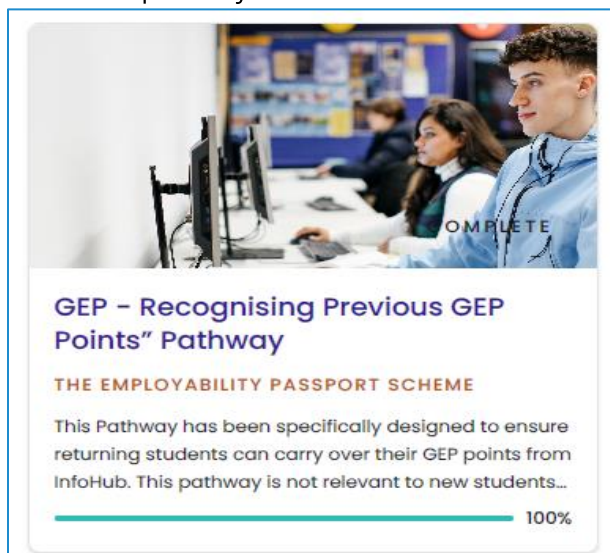
Section

- A. How do I carry over my GEP points from InfoHub into the new Target Connect platform?1
- B. New points system and streamlined awards.....2
- C. How do I count my GEP points?.....3

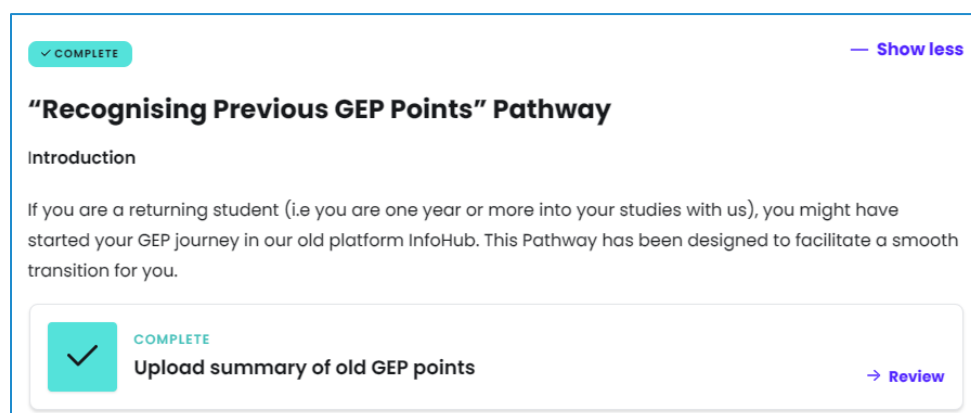
A. How do I carry over my GEP points from InfoHub into the new Target Connect platform?

You can view your GEP points in InfoHub by completing the **GEP - Recognising Previous GEP Points”** Pathway. You can return to this pathway at any time to view your points total from InfoHub:

- 1) Select the pathway:



- 2) Then scroll down to the **Upload summary of old GEP points** activity:



- 3) Clicking the attachment at the bottom of the activity will open the screenshot of your points from InfoHub

Introduction

This Pathway is relevant only to students who want to have the GEP points they accrued in previous years recognised in the new GEP point structure.

If you are a returning student (i.e you are one year or more into your studies with us), with GEP points in our old platform InfoHub, you are in the right Pathway. We are delighted that you are here in the new platform and we hope you enjoying the new improvements.

This Pathway has been designed to be a smooth transition for all our returning students.

There are a few simple steps you need to follow, which have been outlined as clearly as possible.

Instructions on how to get your previous points recognised: Upload email evidence

If you haven't done this already, you first need to complete a request form to get a summary of your GEP points on InfoHub.

Request Form for summary of approved GEP points: <https://forms.office.com/e/2qMvfWB2JR>

(Please allow up to 10 working days to receive your screenshot of points)

Once you have received the email titled "Summary of your GEP points" capture a **screenshot and uploaded this below.**

And that is it!

Attachment

[IMG_4404.jpeg](#)

We would also suggest saving the screenshot and keeping this picture safe outside of the pathway.

B. New points system and streamlined awards

To achieve the full Passport, you need to receive and earn a total of 250 points throughout your studies at the University of Greenwich. **Completing each Pathway will award you 50 points**, so to achieve the full Passport you have to complete five different Pathways. However, we encourage you to go beyond this, and complete as many Pathways as you can.

Streamlined rewards for points earned:

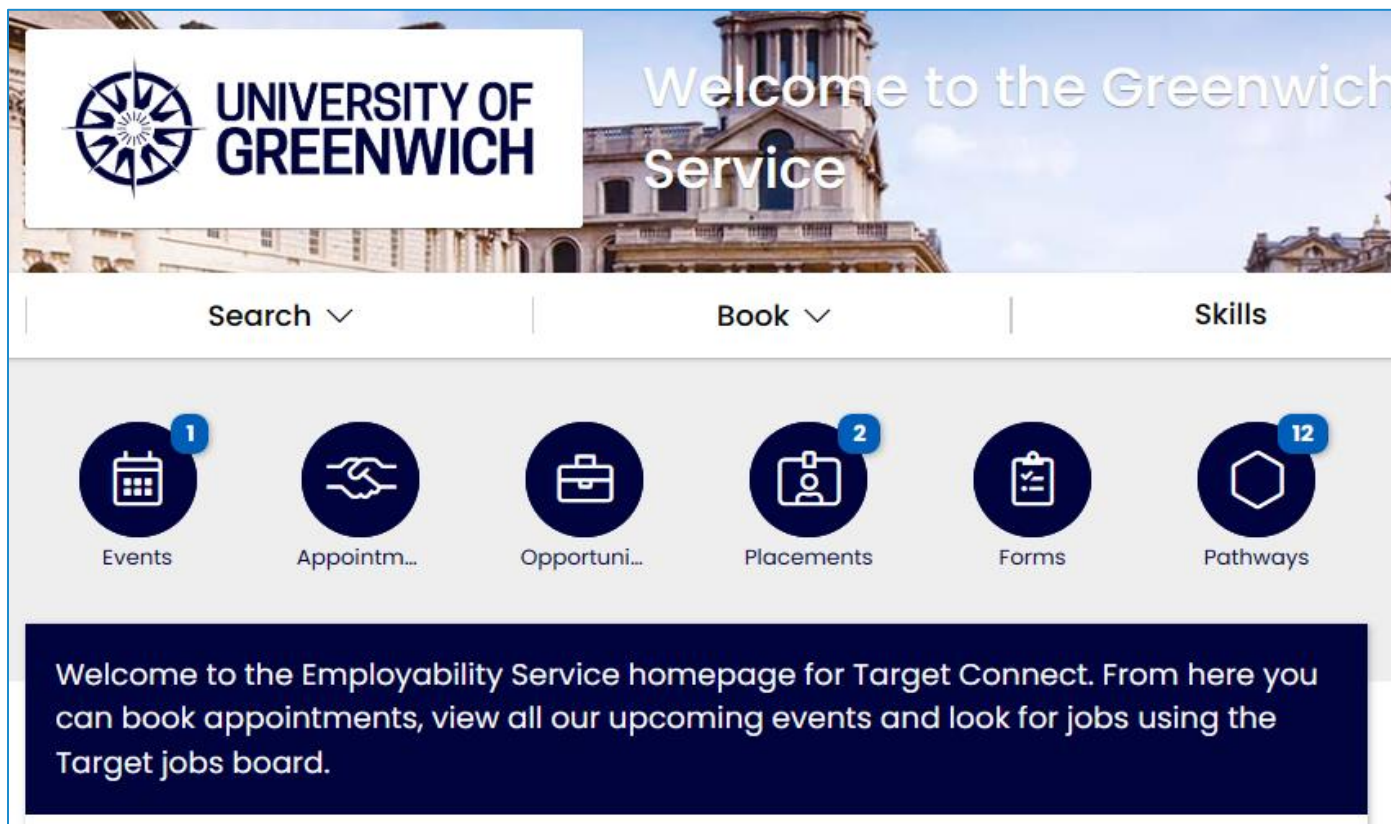
- **250 points (5 Pathways):** Greenwich Employability Passport (GEP) Certificate
- **300 points (6 Pathways):** LinkedIn Recommendation
- **400 points (8 Pathways):** A professional headshot photograph to add to your networking sites

You only get points from completing certain GEP Pathways, you do NOT get points for the **GEP - Getting Started** and **GEP - Recognising Previous GEP Points pathways** as they don't contain learning modules.

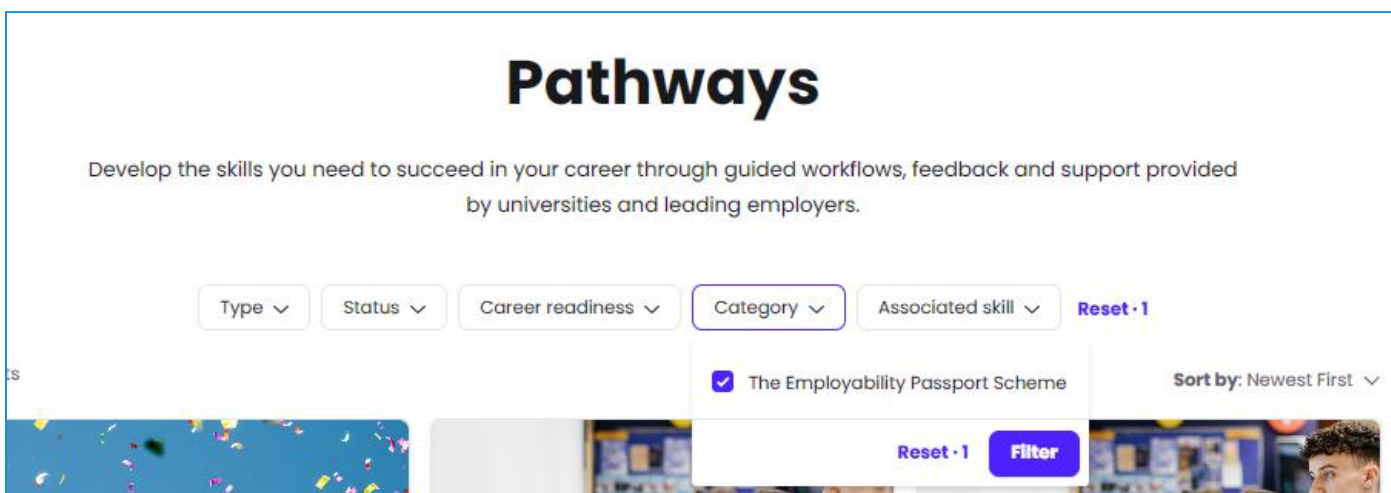
C. How do I count my GEP points?

You can easily see how many pathways you have completed by logging into Target Connect and then selecting **Pathways** in the notification bar:

Screenshot showing you how to do this:


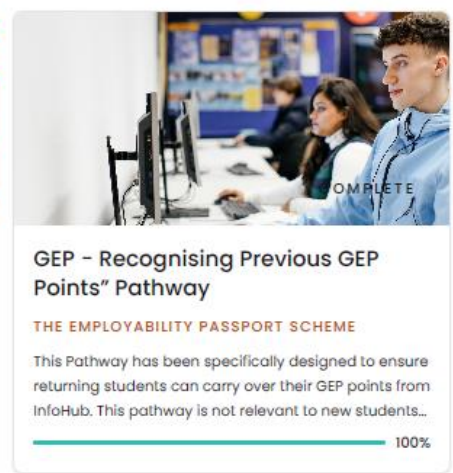






This will bring you to the Pathways homepage which shows you the progress of all pathways you have started. Select The Employability Passport Scheme category if you wish to only see GEP Pathways:



You can see that this student has completed **4 pathways**, so they currently have **200 points**:

As completing each Pathway will award you 50 points.

 <p>GEP - Lab Skills Pathway THE EMPLOYABILITY PASSPORT SCHEME GEP Lab Skills Pathway - specialist skills series</p> <p>10%</p>	 <p>GEP - Recognising Previous GEP Points Pathway THE EMPLOYABILITY PASSPORT SCHEME This Pathway has been specifically designed to ensure returning students can carry over their GEP points from InfoHub. This pathway is not relevant to new students...</p> <p>100%</p>	 <p>GEP - Aptitude Test Pathway THE EMPLOYABILITY PASSPORT SCHEME Aptitude tests are an important tool for employers. These tests help employers closely check if candidates have the important skills and qualities...</p> <p>100%</p>
 <p>GEP - Assessment Centre Pathway THE EMPLOYABILITY PASSPORT SCHEME Follow this detailed step-by-step pathway to make the most of these resources and become a standout candidate in your future Assessment Centre.</p> <p>100%</p>	 <p>GEP - Activity Pathway: Career Exploration THE EMPLOYABILITY PASSPORT SCHEME Did you know you can earn GEP points by attending events organised by the University, for example, Autumn Career Fair, ConnectFest, Employability...</p> <p>100%</p>	 <p>GEP - Creating and Improving your LinkedIn Profile THE EMPLOYABILITY PASSPORT SCHEME Getting Started With LinkedIn</p> <p>100%</p>

You only get points from completing certain GEP Pathways, you do NOT get points for the **GEP - Getting Started** and **GEP - Recognising Previous GEP Points pathways** as they don't contain learning modules.

Deadline

We will be closing all pathways for this academic year 7th June 2024. Then we will start to present certificates and other rewards by July 2024.